


About us



1968
established since


300 M€
2020 revenue


80
countries


70 million m²
of Reinforced Earth® walls


+100.000
structures around the world


102.8 m
highest structure

As global specialists we operate as **designer** and **supplier** of civil engineering solutions that **retain, cross, protect and strengthen**. As the **inventor of the Reinforced Earth® solution**, our strength is the result of an **unrivalled combination of expertise with over 60 years of experience** in the fields of **soil-structure interaction** and **engineered backfills**.

Terre Armée delivers **its leading technologies** to serve clients' projects, from the simplest to the most extraordinary. Guided by our focus on **innovation** and our **culture of excellence in client care**, we offer **suitable and durable solutions**. We build on our **global expertise**, which is applied by our **local companies** to develop new applications to address localized challenges that ensure sustainability of our offer.

 www.terre-armee.com

 Terre Armée LinkedIn

 @terre_armee

 Terre Armée Youtube

Watch our Retain, Cross, Protect, Strengthen video.




Engineering expertise, innovation and excellence in client care to deliver sustainable solutions.



T-Wall

PRECAST MODULAR GRAVITY WALL

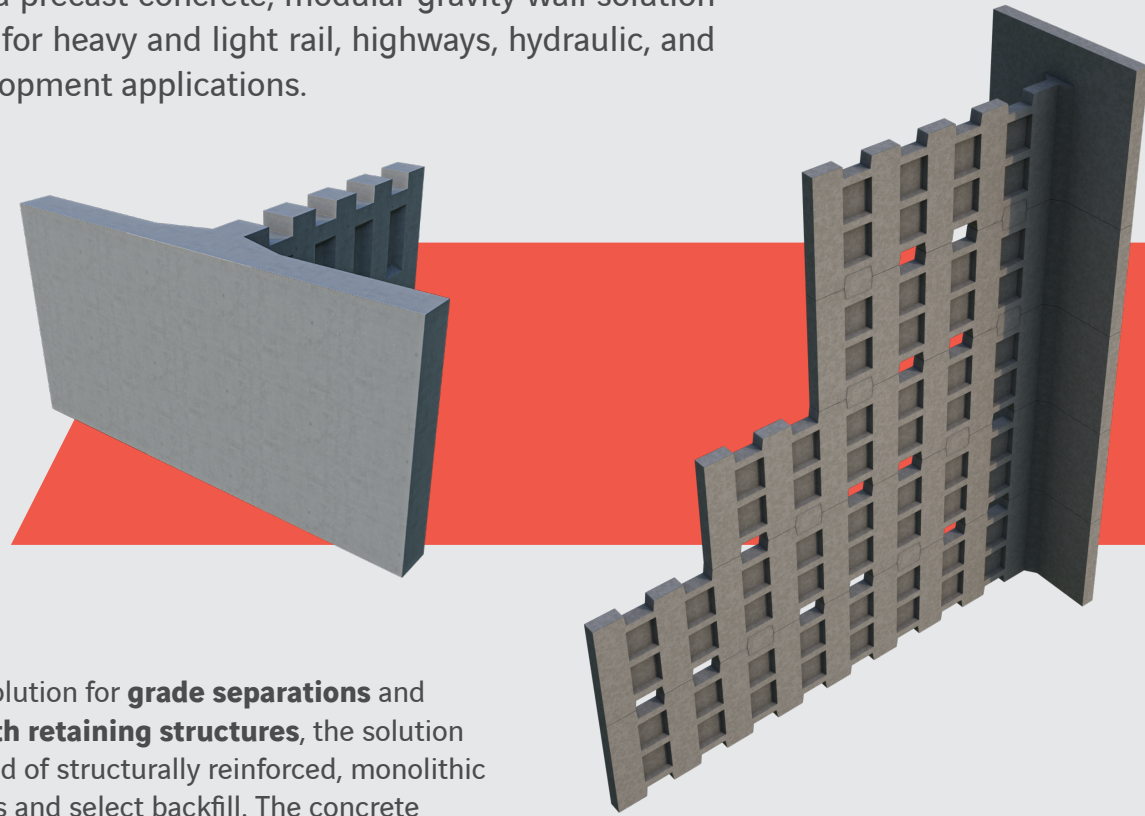


©2022 Soletanche Freyssinet – The text, photos and other information contained in this catalogue are the property of the Soletanche Freyssinet Group.
Any reproduction, display or other use without the prior consent of Soletanche Freyssinet is prohibited.
Soletanche Freyssinet promotes the use of paper pulp from sustainably managed forests. If provided in print format by Terre Armée, the paper used in this catalogue is certified in accordance with the stringent rules of the PEFC (Program for the Endorsement of Forest Certification).
Publication: February, 2022

T-Wall

Precast modular gravity wall

T-Wall is a precast concrete, modular gravity wall solution designed for heavy and light rail, highways, hydraulic, and site development applications.



A proven solution for **grade separations** and typical **earth retaining structures**, the solution is composed of structurally reinforced, monolithic T-Wall units and select backfill. The concrete facing units have monolithic perpendicular stems, **forming the shape of a "T"**.

The stems internally stabilize the wall, providing **pullout resistance** against the lateral earth pressure exerted on the back of the facing.

The T-Wall design methodology allows for a **stem length that varies over the height of the wall**. For routine applications, as the courses of units are stacked, the stems decrease in length and therefore **require less select backfill than alternatives**.

For special and permissible applications, the shortest possible T-Wall units are placed at the bottom of the retaining wall structure with successively longer units stacked above. This is referred to as **"Inverted T-Wall"**.

T-Wall meets **AASHTO service life design requirements** (up to 100 years for bridges and 75 years for retaining walls) and can be designed for a **service life of up to 150 years**.

Benefits


- Essentially **maintenance-free**
- **No mechanical connections** or **external bracing** required
- In addition to using imported granular backfills, a wider range of backfills are possible such as on-site granular soils, recycled crushed concrete, bottom ash, slag, sand, flowable fill, and cellular concrete
- Variable length stems reduce **backfill quantities**
- Can be built **vertical** or **inclined**
- Allows choices for **architectural treatments, copings, barriers, utility conduits** and **catenary systems**

Robust T-Wall units efficiently provide the **stability** needed for building concrete **gravity retaining walls** that require performance **under extreme loading conditions**, for instance railways and bridges.



T-Wall applications

Since 1986, more than 900,000 m² of T-Wall has been constructed, and together with wall heights exceeding 15 m give confidence to stakeholders in the performance of T-Wall structures. Terre Armée engineers work closely with developers and builders from project inception to completion. Discover some of our T-Wall applications or contact Terre Armée for a list of project references.



Roadway access ramp




Heavy rail grade separation



Waterfront promenade structure



Bridge abutment



Riverbank stabilization



Canal channel



ENVIRONMENTAL PRODUCT DECLARATION

In accordance with EN 15804+A2 & ISO 14025 / ISO 21930